



# Payment via ecom FPX

## User Manual

---

## Contents

1.0 Overview .....	2
2.0 Payment Guide .....	2

## 1.0 Overview


**FPX** (Financial Process Exchange) is a payment gateway that allows customer to make real time online payments using customer current or savings account.

All customers need an Internet banking account with any of **FPX** participating banks.

More information : [FPX overview](#), [FPX FAQ](#), [BANK LIST](#)

## 2.0 Payment Guide

- 1) At e-com UUM main page,  
Click at "Click Here" button under FPX section to proceed to payment form.  
Click at "Bank List" link to view participating bank list.

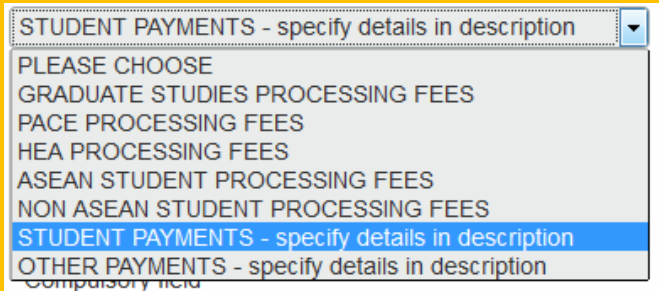


- 2) Fill in your information and payment information. Then click "Submit"

### **Payment Purpose**

Make sure you choose the correct payment purpose.  
Example:

Payment For Study Fee/Semester Fee, please choose "Student Payments"  
Payment for Conference/ Exhibition/ Rental/ Traffic Fines/Non Academic Payment, please choose "Other Payments"



A screenshot of a web form's dropdown menu. The selected option is "STUDENT PAYMENTS - specify details in description". The menu lists several other options: "PLEASE CHOOSE", "GRADUATE STUDIES PROCESSING FEES", "PACE PROCESSING FEES", "HEA PROCESSING FEES", "ASEAN STUDENT PROCESSING FEES", "NON ASEAN STUDENT PROCESSING FEES", "STUDENT PAYMENTS - specify details in description" (highlighted), and "OTHER PAYMENTS - specify details in description".

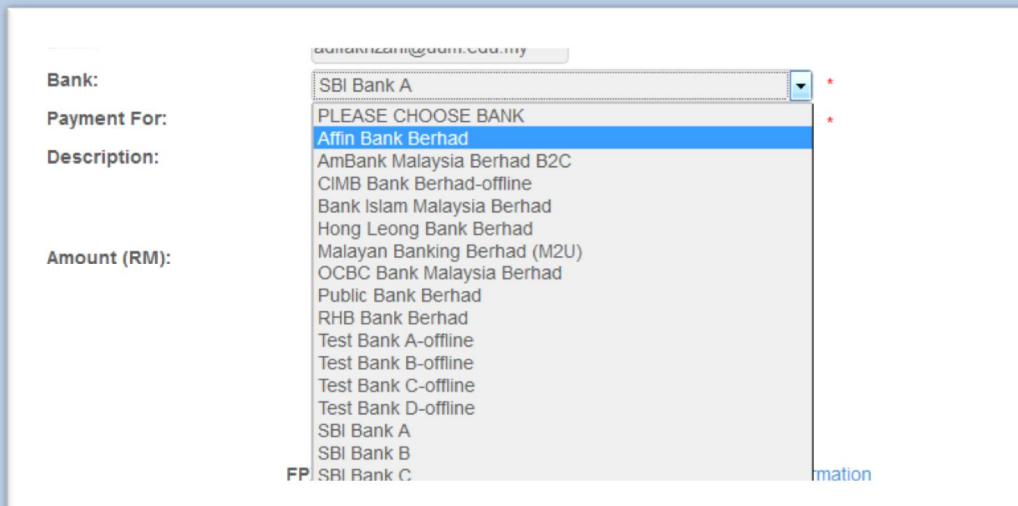
### **Pop-up blocker**

Please disabled pop-up blocker for e-com UUM website to ensure transaction goes through successfully



### **Bank Online Status**

If Bank status is not available mode, offline remark will be display beside bank name



A screenshot of a web form for bank selection. The form has fields for "Bank:", "Payment For:", "Description:", and "Amount (RM):". A dropdown menu is open, showing a list of banks. The selected option is "Affin Bank Berhad". Other options include "SBI Bank A", "PLEASE CHOOSE BANK", "AmBank Malaysia Berhad B2C", "CIMB Bank Berhad-offline", "Bank Islam Malaysia Berhad", "Hong Leong Bank Berhad", "Malayan Banking Berhad (M2U)", "OCBC Bank Malaysia Berhad", "Public Bank Berhad", "RHB Bank Berhad", "Test Bank A-offline", "Test Bank B-offline", "Test Bank C-offline", "Test Bank D-offline", "SBI Bank A", "SBI Bank B", and "SBI Bank C".

- 3) Please check information submitted and click button “Make Payment” to proceed.

The screenshot shows the 'FPX PAYMENT CONFIRMATION' page. It features a blue header with 'UUM e-com' and 'Universiti Utara Malaysia Online Payment Portal'. The main content area displays the FPX logo and a list of payment details:

- Name:** Ahmad Faizal bin Hashim
- IC/Passport No:** 801203025209
- Matric /Staff No:** 32994
- Phone No.:** 019xxxxxxx
- Email:** xxxxxxxx@myemail.com
- Bank:** CIMB Clicks
- Payment For:** Student Payment
- Description:** semester A162
- Amount (RM):** 1.53

Below the details is a checkbox for 'I agree with term & condition'. At the bottom, there are buttons for '<< Back' and 'Make Payment', along with a link to 'Return to e-COM Main Page'. A footer note states: 'Best view in Internet Explorer ver. 10 & above, Mozilla Firefox ver. 20 & above, Google Chrome ver. 20 & above. © Copyright 2017 Jabatan Bendahari Universiti Utara Malaysia. All Rights Reserved'.

- 4) Login to your internet banking bank and proceed to payment process. (example: CIMB Clicks)

This block contains three screenshots illustrating the CIMB Clicks payment process:

- Login Page:** Shows the 'CIMB Clicks' login interface with a 'Please enter your login credentials' section. It includes a text input for 'Enter User ID', 'Cancel' and 'Next' buttons, and a 'Forgot your User ID or Password?' link. An 'ALERT' box contains a warning about suspicious emails and SMS.
- Payment Confirmation Page:** Shows a 'Successful' status message: 'Your account has been deducted | CIMB Reference No. 83'31X.22 | 17 MAY 2017, 09:05:19 AM'. Below this is a table of payment details:

Payment Details	Amount
UNIVERSITI UTARA MALAYSIA Merchant Name	MYR 1.53
148866126 Seller Order Number	
1705170903440947 FPX Transaction ID	
<b>From</b>	<b>Total</b>
Savings Account XXXXBXSGGX Account	MYR 1.53

- Transaction Authorisation Code (TAC) Page:** Shows a 'Transaction Authorisation Code (TAC)' section with a 'TAC on SMS' icon and a text input field labeled 'Enter TAC number'.

5) After payment process, you will be redirect to Payment Status page



The screenshot shows the 'FPX PAYMENT STATUS' page. At the top left, it says 'UUM e-com' and 'Universiti Utara Malaysia Online Payment Portal'. The breadcrumb trail is 'e-COM Main Page > FPX Main Page > Payment Status'. The main heading is 'FPX PAYMENT STATUS' with the FPX logo. Below this is a table of transaction details:

<b>Status</b>	Success
<b>Date:</b>	Wednesday, 17/05/2017 09:03:53 AM
<b>FPX Txn ID:</b>	1705170903440947
<b>Seller Order No.:</b>	148866126
<b>Exchange Order No.:</b>	119065559
<b>Buyer Bank:</b>	CIMB Bank Berhad (BCBB0235)
<b>Amount(RM):</b>	1.53
<b>Name:</b>	Ahmad Faizal bin Hashim
<b>IC/Passport No:</b>	801203025209
<b>Matric /Staff No:</b>	32994
<b>Payment For:</b>	Student Payment
<b>Description:</b>	semester A162

At the bottom of the page, there are two buttons: 'Back to Main Page' and 'Print'. Below the buttons is a note: 'Best view in Internet Explorer ver. 10 & above, Mozilla Firefox ver. 20 & above, Google Chrome ver. 20 & above'. At the very bottom, it says '© Copyright 2017 Jabatan Bendahari Universiti Utara Malaysia. All Rights Reserved'.



#### Payment Record

Please keep transaction record for future reference.