



Payment via ecom Credit Card

User Manual

Adi Fakhzani

Contents


1.0 Overview	2
2.0 Payment Guide	2

1.0 Overview

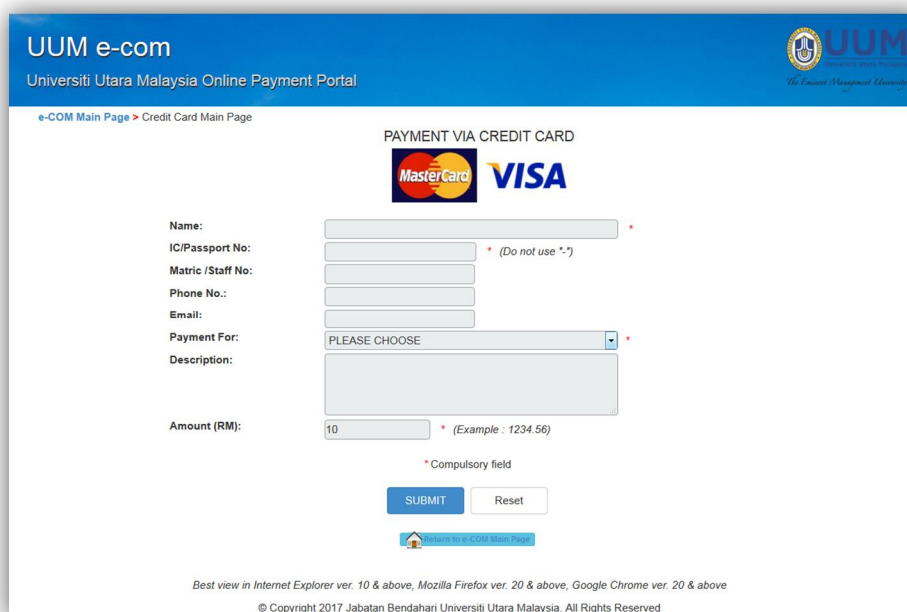
MasterCard Internet Gateway Service (MiGS) is an on-site payment method for accepting credit and debit cards and is available to event organizers in several countries
 More information : [MIGS](#)

2.0 Payment Guide

- 1) At e-com UUM main page,
 Click at “Click Here” button under Credit Card section to proceed to payment form.



- 2) Fill in your information and payment information. Then click “Submit”



⚠ Payment Purpose
 Make sure you choose correct payment purpose.
 Example:

Payment For Study Fee/Semester Fee, please choose "Student Payments"
 Payment for Conference/ Exhibition/ Rental/ Traffic Fines/Non Academic Payment, please choose "Other Payments"

STUDENT PAYMENTS - specify details in description ▼

PLEASE CHOOSE

GRADUATE STUDIES PROCESSING FEES

PACE PROCESSING FEES

HEA PROCESSING FEES

ASEAN STUDENT PROCESSING FEES

NON ASEAN STUDENT PROCESSING FEES

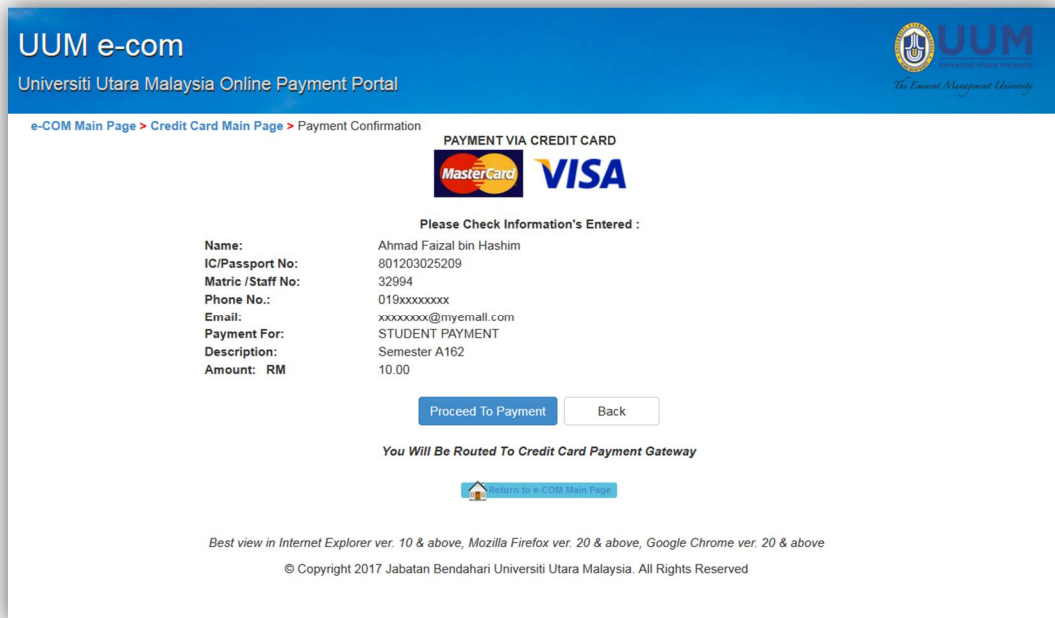
STUDENT PAYMENTS - specify details in description

OTHER PAYMENTS - specify details in description

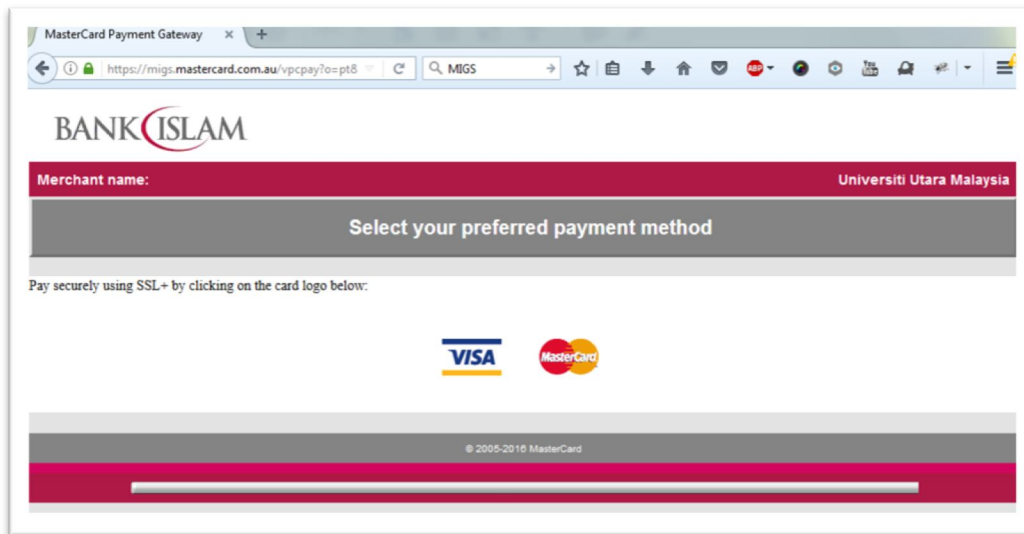
Compulsory field

⚠ Pop-up blocker
 Please disabled pop-up blocker for e-com UUM website to ensure transaction goes through successfully

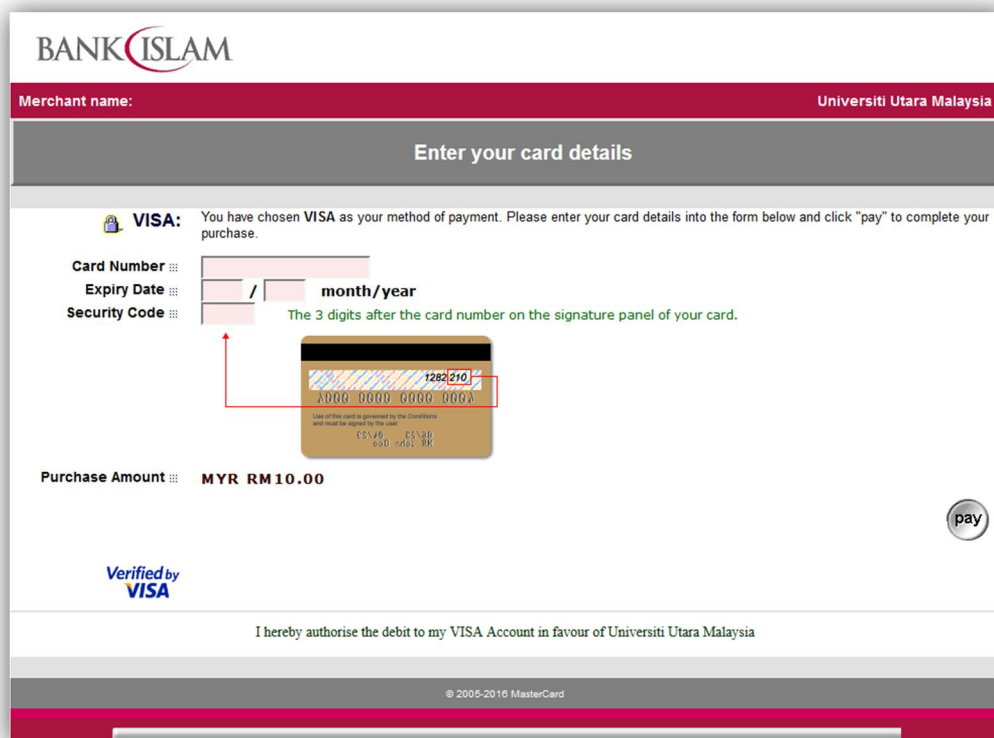
3) Please check information submitted and click button "Proceed To Payment" to proceed.



- 4) You will be redirect to MasterCard Payment (MIGS) gateway. Please select card type by clicking at the logo.



- 5) Fill in your card information and click button "Pay".

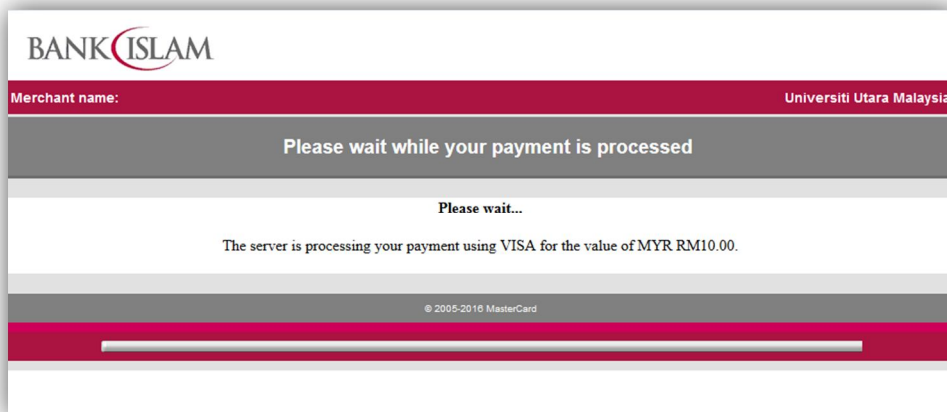


6) Fill in MSOS code.

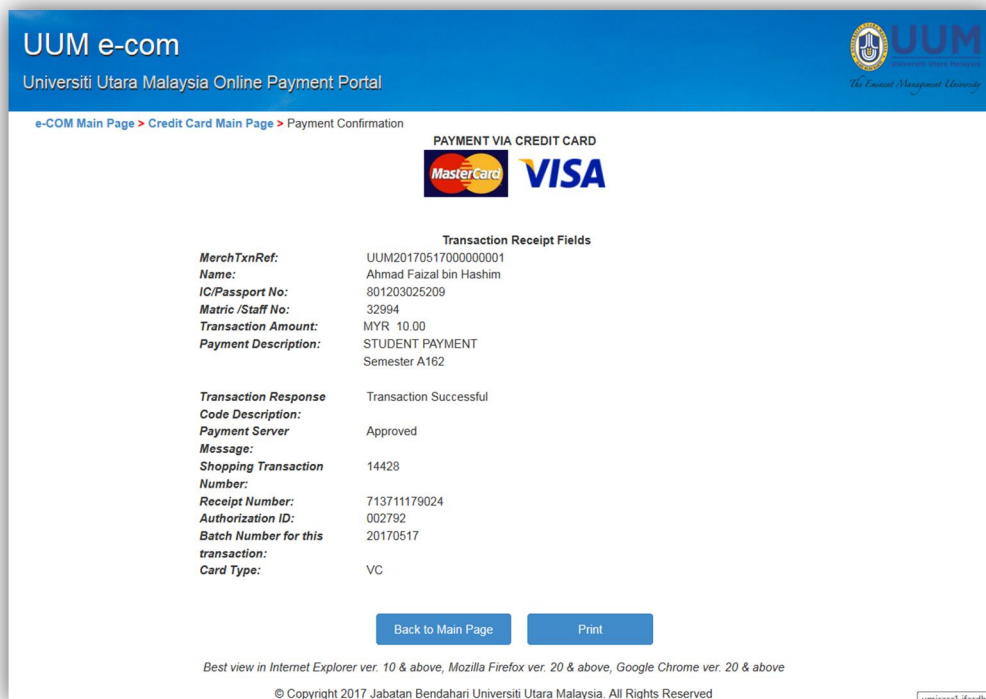
Time remaining: 4 min. 58 sec.


Merchant Name : Universiti Utara Malaysia
Amount : MYR 1x00
Transaction Date : Wed May 1x2017
 9:x:02 GMT+0800
VISA No. : xxxx xxxx xxxx 5639
MSOS Code :

7) MIGS processing payment



8) After payment process, you will be redirect to Payment Status page



 **Payment Record**
 Please keep transaction record for future reference.