

# Payment via Bill Presentment

## User Manual



---

## Contents

1.0 Overview .....	2
2.0 Payment Guide .....	2

## 1.0 Overview

Electronic **bill presentment** is a process that allows bills to be created, processed and paid over the online banking. This method can be use for client/customer record & bill type registered at Bank by merchant/seller/ service provider.



### Bill Presentment Record

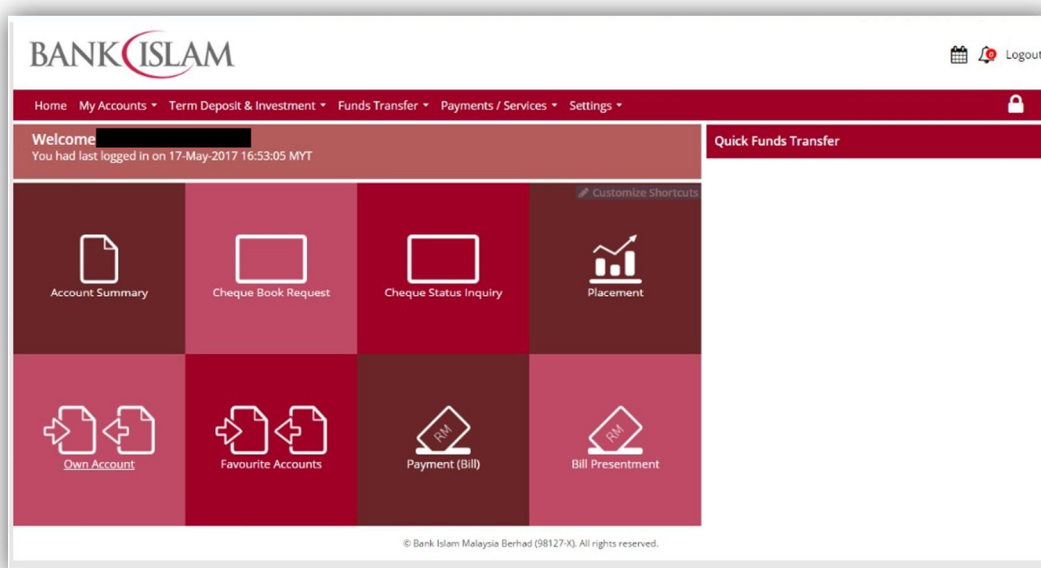
As a UUM student, your basic information (name, matric no, OC/Passport No) and bill type registered at bank (Bank Islam).

If your record not found in “Bill Presement”:


- 1) Please report to UUMIT  
no phone: 04-928 6666  
email: [itservices@uum.edu.my](mailto:itservices@uum.edu.my)
- 2) You still can do payment by using “Bill Payment” method or through e-com FPX at <http://e-com.uum.edu.my>

## 2.0 Payment Guide

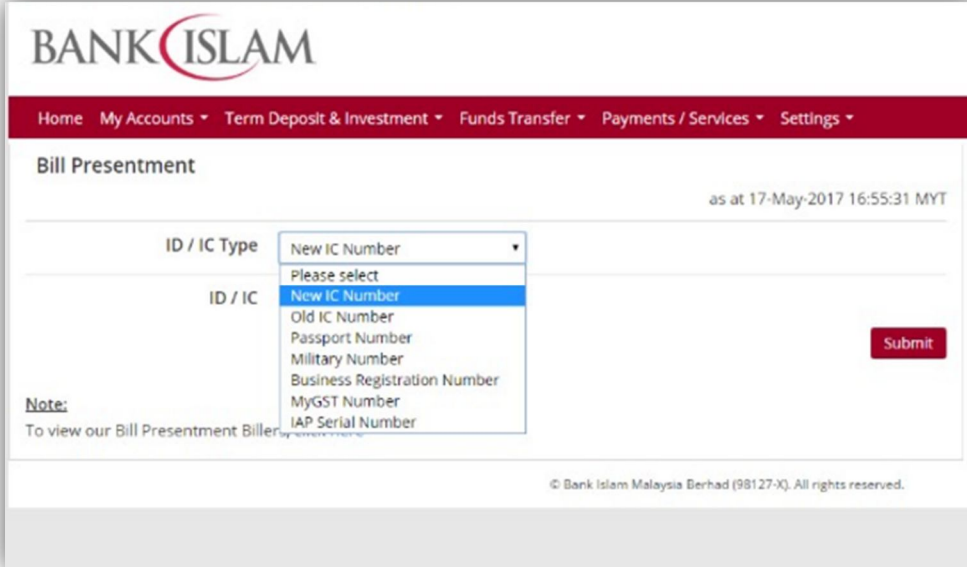
- 1) Login at Bank Islam



- 2) Select at Main Menu, “Bill Presentment”

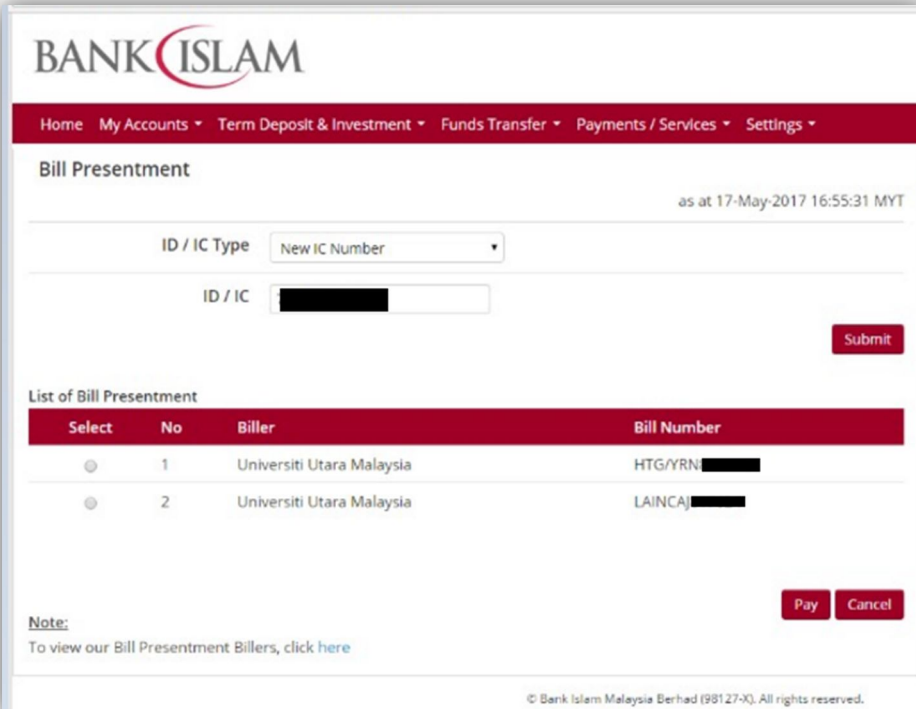


3) At Pay BillPresent page, fill in your identification information and click “Submit” button.



The screenshot shows the 'Bill Presentment' page on the Bank Islam website. The page title is 'Bill Presentment' and the timestamp is 'as at 17-May-2017 16:55:31 MYT'. There is a navigation bar with links: Home, My Accounts, Term Deposit & Investment, Funds Transfer, Payments / Services, and Settings. The main form area has two fields: 'ID / IC Type' with a dropdown menu and 'ID / IC' with a text input field. The dropdown menu is open, showing options: 'New IC Number' (highlighted), 'Please select', 'Old IC Number', 'Passport Number', 'Military Number', 'Business Registration Number', 'MyGST Number', and 'IAP Serial Number'. A 'Submit' button is located to the right of the ID / IC field. Below the form, there is a 'Note' section with a link to view billers. The footer contains the copyright notice: '© Bank Islam Malaysia Berhad (98127-X). All rights reserved.'

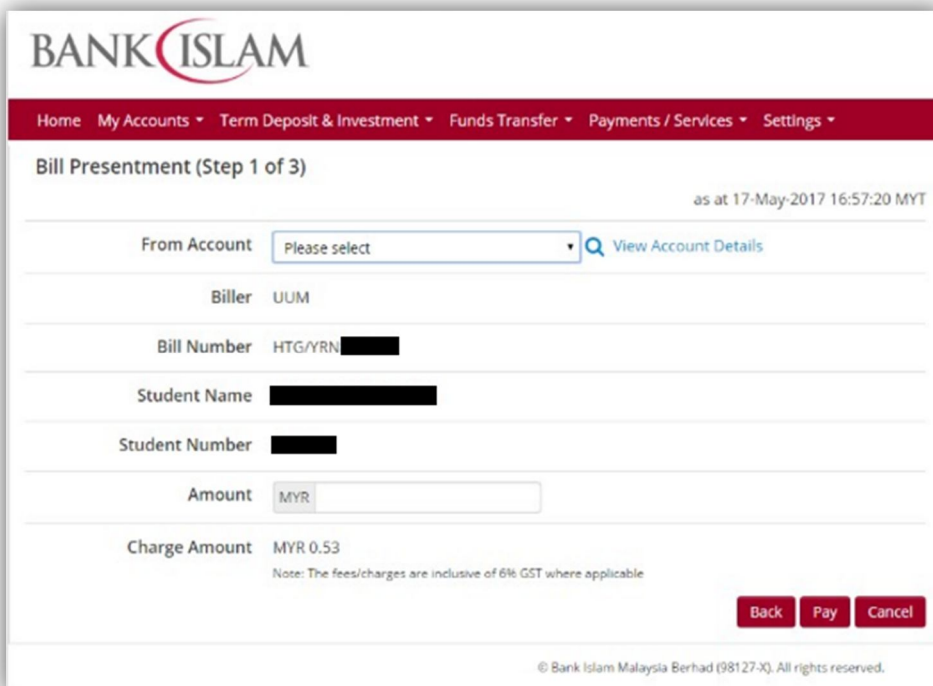
4) Select Bill Presentment type and click button “Pay”.



The screenshot shows the 'Bill Presentment' page on the Bank Islam website. The page title is 'Bill Presentment' and the timestamp is 'as at 17-May-2017 16:55:31 MYT'. There is a navigation bar with links: Home, My Accounts, Term Deposit & Investment, Funds Transfer, Payments / Services, and Settings. The main form area has two fields: 'ID / IC Type' with a dropdown menu and 'ID / IC' with a text input field. The dropdown menu is set to 'New IC Number'. The 'ID / IC' field contains a blacked-out number. A 'Submit' button is located to the right of the ID / IC field. Below the form, there is a 'List of Bill Presentment' table with columns: Select, No, Biller, and Bill Number. The table contains two rows of billers from Universiti Utara Malaysia. At the bottom right, there are 'Pay' and 'Cancel' buttons. Below the table, there is a 'Note' section with a link to view billers. The footer contains the copyright notice: '© Bank Islam Malaysia Berhad (98127-X). All rights reserved.'

Select	No	Biller	Bill Number
<input type="radio"/>	1	Universiti Utara Malaysia	HTG/YRN [blacked out]
<input type="radio"/>	2	Universiti Utara Malaysia	LAINCAJ [blacked out]

- 5) Select your bank account and fill in amount to pay. Then, click button “Pay”.



**BANK ISLAM**

Home My Accounts Term Deposit & Investment Funds Transfer Payments / Services Settings

**Bill Presentment (Step 1 of 3)** as at 17-May-2017 16:57:20 MYT

From Account  [View Account Details](#)

Biller UUM

Bill Number HTG/YRN [REDACTED]

Student Name [REDACTED]

Student Number [REDACTED]

Amount

Charge Amount MYR 0.53  
Note: The fees/charges are inclusive of 6% GST where applicable

[Back](#) [Pay](#) [Cancel](#)

© Bank Islam Malaysia Berhad (98127-X). All rights reserved.

- 6) Fill in i-Access Code (IAC) verification and complete payment process.

**Payment Record**

Please keep transaction record for future reference.